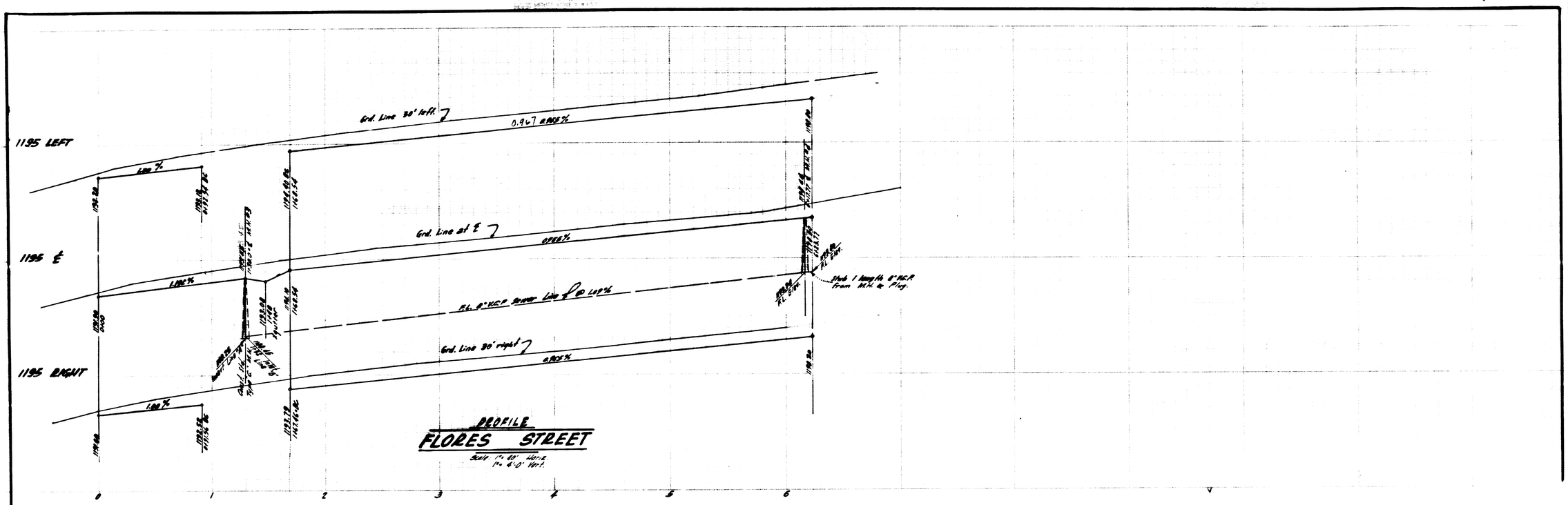


PROFILE
## FLORES STREET
Scale 1" = 40' Horiz.
1" = 4'-0" Vert.




PLAN
## FLORES STREET
Scale 1" = 40'

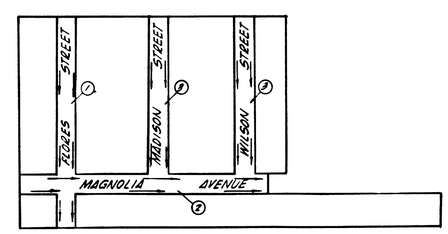


INDEX MAP
Scale 1" = 200'

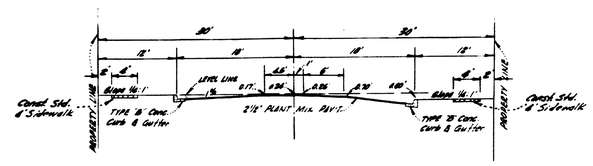


SECTION "A"-"A"
Scale 1" = 10'

## GENERAL NOTES

1. Manhole frames & covers to be constructed by sewer contractor 6" below official grade shown, and upon completion of paving the paving contractor shall adjust manhole frames and covers to said official grades.
2. All laterals shall be 4" I.C.P. and extended 5' beyond property line.
3. All sewer embedded on these plans shall be done in conformity with applicable provisions of Spec. No. 227.
4. Construct 2½" pavement (plant mix) in all streets as shown.
5. Exact location of sewer laterals to be determined in the field.
6. BENCH MARK: Screw in N.E. corner Hinckley & Virginia Elev. 1181.77

Leonard R. Wilhoff
REGISTERED CIVIL ENGINEER NO. 2694

| No. | Revision | Date | Approval |
|---|---|---|---|
| 1 | Revised Street Grades, Flores Street, Madison Street and Wilson Street | 11/12/59 | R.E. Wilhoff |

DEPARTMENT OF ENGINEERING
CITY OF SAN BERNARDINO

IMPROVEMENT PLAN AND PROFILE

TRACT NO. 6052

SUBMITTED BY ARTHUR J. SULLIVAN & ASSOC.
APPROVED SEPTEMBER 30, 19 52
Ronald E. Wilhoff
CITY ENGINEER
REGISTERED CIVIL ENGINEER NO. 9879

REFERENCE
DRAWN BY
CHECKED BY

DRAWING NO. 2730
SHEET 1 OF 3 SHEETS

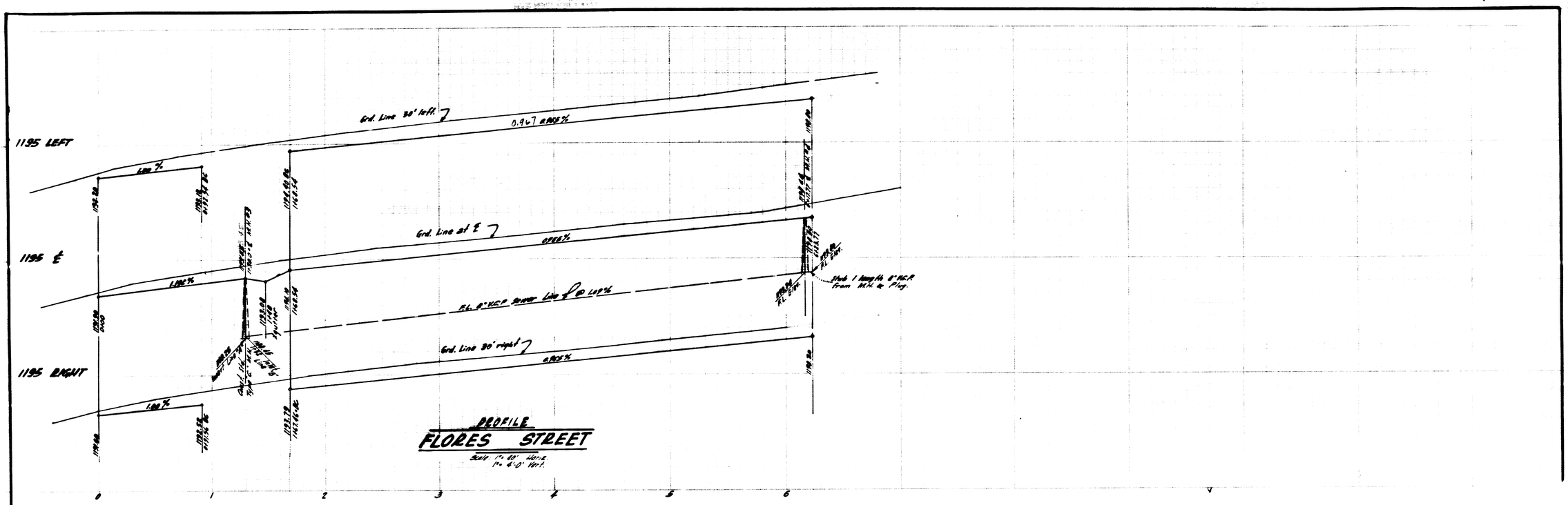


PROFILE
## FLORES STREET
Scale 1" = 40' Horiz.
1" = 4'-0" Vert.




PLAN
## FLORES STREET
Scale 1" = 40'

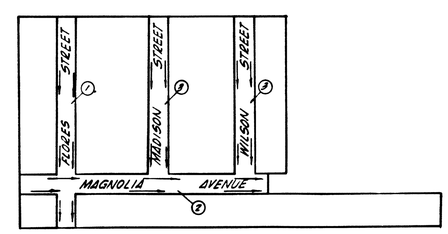


INDEX MAP
Scale 1" = 200'

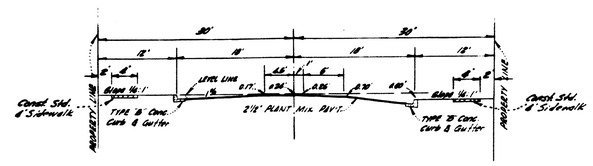


SECTION "A"-"A"
Scale 1" = 10'

## GENERAL NOTES

1. Manhole frames & covers to be constructed by sewer contractor 6" below official grade shown, and upon completion of paving the paving contractor shall adjust manhole frames and covers to said official grades.
2. All laterals shall be 4" I.C.P. and extended 5' beyond property line.
3. All sewer embedded on these plans shall be done in conformity with applicable provisions of Spec. No. 227.
4. Construct 2½" pavement (plant mix) in all streets as shown.
5. Exact location of sewer laterals to be determined in the field.
6. BENCH MARK: Screw in N.E. corner Hinckley & Virginia Elev. 1181.77

Leonard R. Wilhoff
REGISTERED CIVIL ENGINEER NO. 2694

| No. | Revision | Date | Approval |
|---|---|---|---|
| 1 | Revised Street Grades, Flores Street, Madison Street and Wilson Street | 11/12/59 | R.E. Wilhoff |

DEPARTMENT OF ENGINEERING
CITY OF SAN BERNARDINO

IMPROVEMENT PLAN AND PROFILE

TRACT NO. 6052

SUBMITTED BY ARTHUR J. SULLIVAN & ASSOC.
APPROVED SEPTEMBER 30, 19 52
Ronald E. Wilhoff
CITY ENGINEER
REGISTERED CIVIL ENGINEER NO. 9879

REFERENCE
DRAWN BY
CHECKED BY

DRAWING NO. 2730
SHEET 1 OF 3 SHEETS

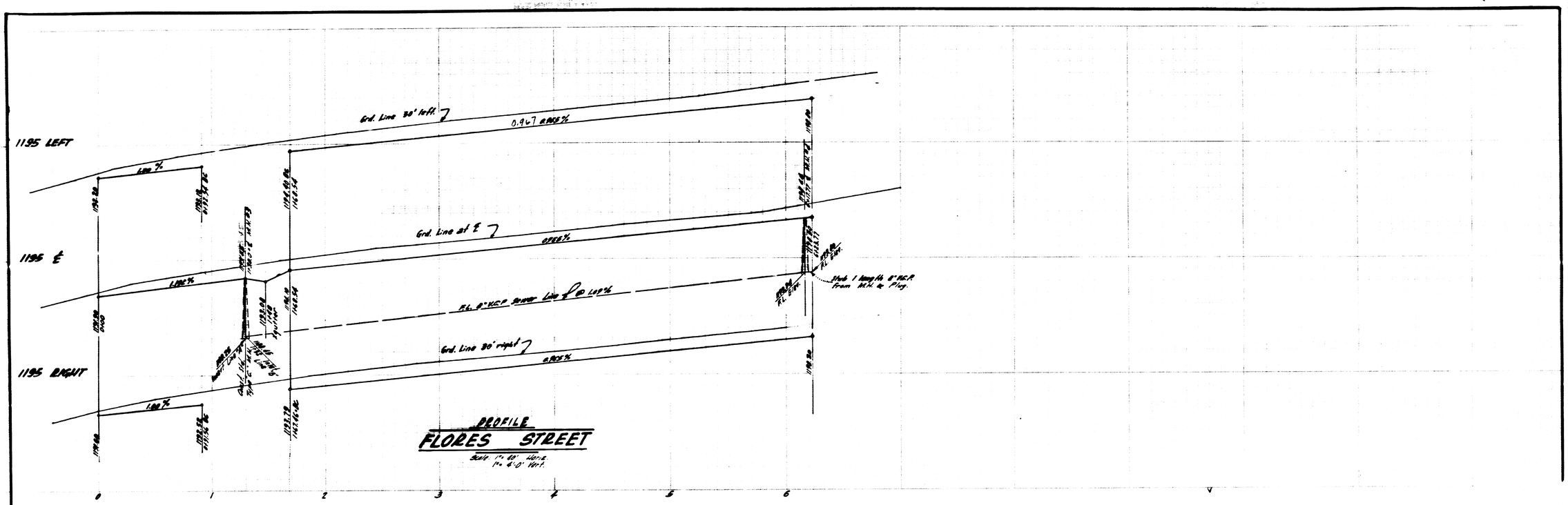


PROFILE
## FLORES STREET
Scale 1" = 40' Horiz.
1" = 4'-0" Vert.




PLAN
## FLORES STREET
Scale 1" = 40'

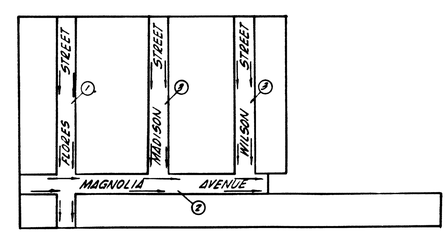


INDEX MAP
Scale 1" = 200'

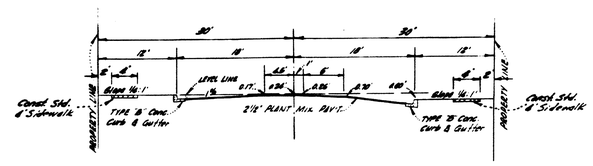


SECTION "A"-"A"
Scale 1" = 10'

## GENERAL NOTES

1. Manhole frames & covers to be constructed by sewer contractor 6" below official grade shown, and upon completion of paving the paving contractor shall adjust manhole frames and covers to said official grades.
2. All laterals shall be 4" I.C.P. and extended 5' beyond property line.
3. All sewer embedded on these plans shall be done in conformity with applicable provisions of Spec. No. 227.
4. Construct 2½" pavement (plant mix) in all streets as shown.
5. Exact location of sewer laterals to be determined in the field.
6. BENCH MARK: Screw in N.E. corner Hinckley & Virginia Elev. 1181.77

Leonard R. Wilhoff
REGISTERED CIVIL ENGINEER NO. 2694

| No. | Revision | Date | Approval |
|---|---|---|---|
| 1 | Revised Street Grades, Flores Street, Madison Street and Wilson Street | 11/12/59 | R.E. Wilhoff |

DEPARTMENT OF ENGINEERING
CITY OF SAN BERNARDINO

IMPROVEMENT PLAN AND PROFILE

TRACT NO. 6052

SUBMITTED BY ARTHUR J. SULLIVAN & ASSOC.
APPROVED SEPTEMBER 30, 19 52
Ronald E. Wilhoff
CITY ENGINEER
REGISTERED CIVIL ENGINEER NO. 9879

REFERENCE
DRAWN BY
CHECKED BY

DRAWING NO. 2730
SHEET 1 OF 3 SHEETS